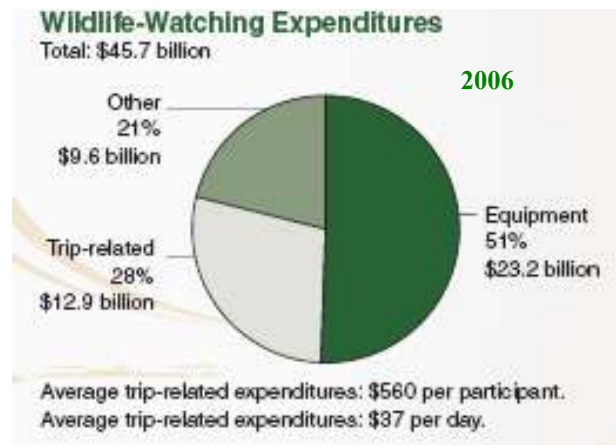
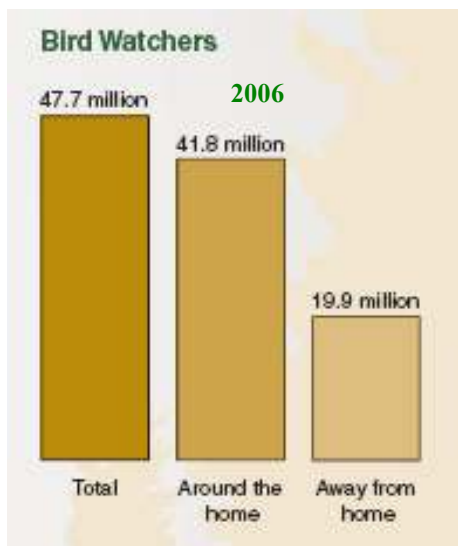
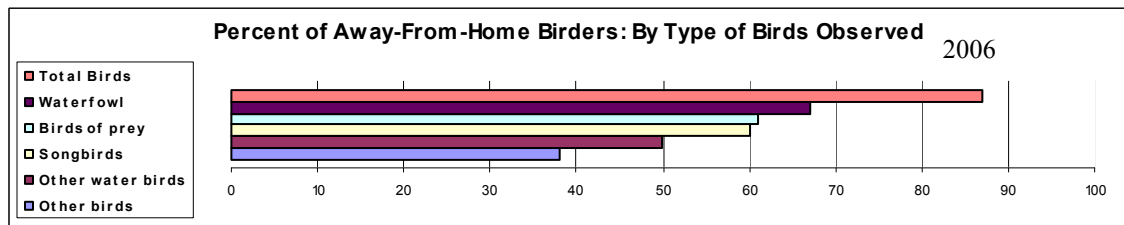


Name: _____

Date: _____

Student Journal: Birding Economics ✓Fledglings

Answer the following questions about birding using the following graphs and tables.



1. How many birders were there in 2006 in the United States? Where did most of them bird?
2. What was the most popular type of bird to travel away from home to see? What's an example of a bird species on the Klamath Basin Birding Trail from this type of bird?
3. How many dollars were spent on wildlife-watching equipment in the United States in 2006? What type of birding equipment might this include?
4. How many dollars were spent, on average, for trip-related wildlife-watching expenses per day in the United States in 2006? If birders visit the Klamath Basin Birding Trail what type of trip-related expenses might occur in the Klamath Basin ?

Name: _____

Date: _____

Student Journal: Birding Economics ✓Fledglings

Birding Trail Research Project

Birding Trail: _____

Location: _____

1. How many sites are there on this trail? How much land does it cover?
2. List the *birds* that may be found at this Birding Trail.
3. List the *habitat* types that may be found at this Birding Trail.
4. What kind of activities for visitors are there at the Birding Trail?
5. Make an advertisement or write two paragraphs to explain to tourists why they should visit this birding trail. (Use the reverse side of this page.)